












OhioHealth Laboratory Services Microbiology Collection Table

| Specimen | Test Name | Collection Container | Collection Container Image |
|--|---|---|---|
| Throat | Culture, Throat, Aerobic | BD ESwab Collection Transport System |  |
| Throat | Group A Streptococcus, Rapid, Throat | Dual Swab Collection and Transport System <i>Eswab at RMH, DMH, DH, WECC AND GCMH is acceptable.</i> |  |
| Urine | Culture, Urine, Aerobic | BD Collection Kit (preserved grey top) |  |
| Urine Vaginal Cervical Urethral | Chlamydia Gonorrhoeae Trichomonas Amplified RNA (CT/GC) | Hologic Aptima Multitest Swab Collection Kit |  |
| Oral Rectal Eye | Chlamydia Gonorrhoeae Amplified RNA (CT/GC) | Hologic Aptima Unisex Swab Specimen Collection Kit |  |

OhioHealth Laboratory Services Microbiology Collection Table

| | | | |
|-----------------------|---|---|---|
| <p>Nasopharyngeal</p> | <p>Bordetella pertussis <i>and</i> Bordetella Parapertussis, Molecular Detection, PCR</p> | <p>CHILDLAB</p> <p>Nasopharyngeal Swab M4 or M5 Media (call lab)</p> <p>UTM</p> |  |
| | | <p>ESwab</p> |  |
| | | <p>NP specimens in a sterile container collected using a NON-cotton tipped swab.</p> <p>BALs and tracheal aspirates are acceptable in any sterile container</p> |  |

OhioHealth Laboratory Services Microbiology Collection Table

| | | | |
|---|--|--|---|
| <p>Nasal</p> | <p>Influenza A,B Rapid Molecular</p> | <p>Viral Universal Transport Media</p> <p>Swabs provided in the test kits</p> <p>Rayon foam, HydraFlock Flocked swab</p> <p>Copan Standard Flocked Swab or polyester swabs are acceptable.</p> |  |
| <p>Nasal</p> | <p>MRSA Culture</p> <p>PCR</p> | <p>Eswab</p> <p>Copan Flocked Swab</p> |  |
| <p>All other specimen sources</p> | <p>Aerobic, Anaerobic, Wound Cultures, etc</p> | <p>BD ESwab Collection Transport System</p> |  |