

Photo Swab Guide

Photo Crosswalk Chart for Cultures

Respiratory swab kit should only be used for viral and atypical bacteria PCR panels.



- [Rapid Respiratory SHORT Flu/RSV PCR Panel Qual](#)
- [Rapid Respiratory LONG Virus PCR Panel Qual](#)
- [Rapid Respiratory Viral PCR and Atypical Bacterial PCR Qual](#)
- [Rapid Resp Atypical Bacteria PCR Qual Seattle Childrens Hospital](#)
- [Rapid Resp Pertussis PCR Qual Seattle Childrens Hospital](#)
- [Rapid Resp Chlamydia pneumo PCR Qual Seattle Childrens Hospital](#)
- [Rapid Resp Mycoplasma pneumo PCR Qual Seattle Childrens Hospital](#)

Demand Flow Name: Viral NP Kit >2yr
Viral NP Kit <2yr



Herpes and Other Viral Cultures or PCR
(skin, lesion, or eye)

Use either the Viral NP Kit (Viral NP Kit >2yr) **OR** use the swab from the E-Swab kit and place it in the UTM media from the Viral NP Kit.



**** Consult with microbiologist before ordering. ****

[PCR for Pertussis](#)

CIS Name: PCR for *Bordetella pertussis*

Call Central Supply at x72036

Photo Swab Guide



GeneXpert CT/NG




Vaginal and Endocervical Kit

Non-bloody Vaginal and Endocervical Specimens

CIS Name: Chlamydia trachomatis PCR ([CT PCR](#))

CIS Name: Neisseria gonorrhoeae PCR ([GC PCR](#))

Demand Flow, if not call Central Supply at x72036



ATPIMA Vaginal Collection Kit

Bloody Vaginal Samples for CT/NG

For **APTIMA Kits** (Sent to UW for testing) – Call the Lab

Seattle Lab (Call x72585)

Bellevue Lab (Call x49166)

South Lab (Call x58324)



ATPIMA Endocervical Collection Kit

Bloody Vaginal Samples for CT/NG

For **APTIMA Kits** (Sent to UW for testing) – Call the Lab

Seattle Lab (Call x72585)

Bellevue Lab (Call x49166)

South Lab (Call x58324)

For Sexual Assault Swab Guide See Link

<https://seattlechildrenslab.testcatalog.org/catalogs/185/files/9714>



BBL Culture Swab EZII Double Swab system

Rapid Strep & Throat Culture

Demand Flow Name: **Swab Strep Throat Cx**



E-Swab Bacterial culture kit

Bacterial – Aerobic & Anaerobic:

White cap E-Swab

- [MRSA Screen](#)
- [Wound Culture](#)
- [Ear Culture](#)
- [Genital Culture](#)
- [Genital Wet Mount](#)
- [Eye Culture](#)
- [Non Throat Strep Screen](#)

Photo Swab Guide



- [Throat cultures without Strep Screen](#)
- [Misc. Aerobic Culture](#)
- [Some Fungus cultures – Check Lab Man](#)
- [Green cap E Swab minitip](#)
- [Nasopharyngeal Culture \(including MRSA Screen\) & Sinus Culture - use mini-tip ESwab kit](#)

Demand Flow Name: **E-Swab Bact Cx Kit**



[Tissue Culture in sterile cup](#)

[Body Fluid in Syringe](#)

[Mycobacterial Culture \(AFB\) – Leak proof container](#)



Urine Container

- [Urine Culture – Clean catch](#)
- [Stool Culture](#)
- [CT PCR /NG PCR](#) (Chlamydia trachomatis/Neisseria gonorrhoea PCR) **[Dirty catch urines are the required sample type.](#)**

Photo Swab Guide

For more detailed swab information on collections, please see the following:

Test Name/Description

[Rapid Respiratory Viral PCR and Aypical Bacterial PCR Qual](#) - This is done with the flocked swab in the viral respiratory kit. It is placed in the UTM (Universal Transport Media) contained in the viral respiratory kits.

RapidVirusPCR [Rapid Respiratory Virus PCR Qualitative](#) Seattle Children's Hospital

RapidBactPCR [Rapid Resp Atypical Bacteria PCR Qual](#) Seattle Children's Hospital

RapidPertPCR [Rapid Resp Pertussis PCR Qual](#) Seattle Children's Hospital

RapidChImPCR [Rapid Resp Chlamydia pneumo PCR Qual](#) Seattle Children's Hospital

RapidMycoPCR [Rapid Resp Mycoplasma pneumo PCR Qual](#) Seattle Children's Hospital



[Rapid Respiratory Viral PCR and Aypical Bacterial PCR Qual](#) - This is done with the flocked swab in the viral respiratory kit. It is placed in the UTM (Universal Transport Media) contained in the viral respiratory kits.

Sample should be collected using a **Copan FLOQ swab** (orange cap) obtained by calling Central Supply at x72036.

The following swab will be **REJECTED** for this test:

1. Swabs in Universal Transport Media (UTM)
2. Any other swabs with transport media



[Herpes and Other Viral Cultures and PCR](#) (skin, lesion, or eye)

Sample should be collected using either the Viral NP Kit >2 year OR the swab from the ESwab kit and place it in the red top Universal Transport Media (UTM).



Photo Swab Guide

See below for vaginal or endocervical samples.

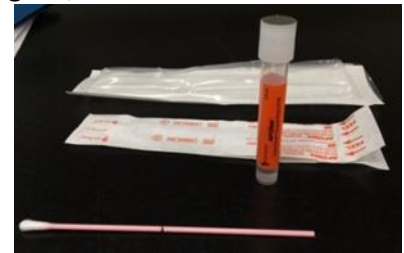
- [CT PCR/NG PCR](#) (Chlamydia trachomatis/Neisseria gonorrhoea PCR)
 - **Dirty catch urines are the required sample type.**
 - Collect urine sample (**non-bloody and bloody**) into a urine container
 - Send to Microbiology Lab for testing.
 - For Vaginal/Endocervical sample, collect using the CT/NG Vaginal/Endocervical Collection Kit.
 - Eye, throat, urethral, and anal will be accepted, but are not FDA approved for this assay.
 - Use Xpert CT/NG Vaginal/Endocervical Collection Kit. UTM is acceptable but no optimal.
 - **CIS Name:** Chlamydia trachomatis PCR ([CT PCR](#))
 - **CIS Name:** Neisseria gonorrhoeae PCR ([GC PCR](#))
- If the Vaginal sample is **bloody**, collect sample using the APTIMA Vaginal Collection Kit.
- If the Endocervical sample is **bloody**, collect sample using the APTIMA Endocervical Collection Kit.
 - **APTIMA Vaginal/Endocervical Collection Kits are sent to UW for testing.**



Urine Container



Vaginal/Endocervical Collection Kit



APTIMA Vaginal/Endocervical Collection Kit

Genital Culture – Includes culture for GC as well as other genital pathogens and opportunists. The preferred test for diagnosis of GC is the CT/NG PCR.

- If resistant GC is suspected culture is warranted.
- For forensic clinical investigation it is necessary to also collect the appropriate APTIMA kit for CT/NG at the same time. Collect samples using the appropriate swabs. See above



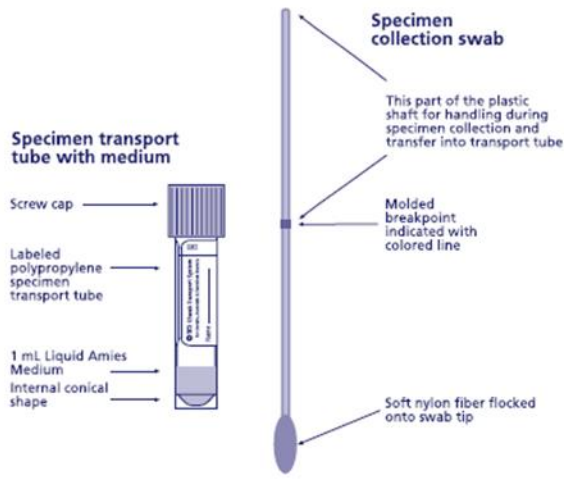
ESwab Bacterial Culture Kit

Seattle and Regional Clinics: Use ESwab; there is no need to collect a second swab for the gram stain.

Photo Swab Guide

Genital Wet Mount – Use the swab from the **ESwab kit** (see photo). A gram stain can be performed to rule out Polymorphonuclear Leukocytes, Yeast, and Clue cells. **Specimen must be examined within ONE hour of collection.**

Fig 2. **BD ESwab Collection Kit Components**



ESwab Bacterial Culture Kit

Wound Culture – Sample should be collected on the **ESwab Kit**. These swabs are acceptable for aerobic, anaerobic, and fastidious organism culture and gram stain.



ESwab Bacterial Culture Kit

Tissue Culture – Tissue collected in a sterile container and body fluid collected in a syringe is preferred.



Regional Clinics

- **BD ESwab** should be used for tissue if transport is **greater than ONE hour.**
 - ESwabs are acceptable for aerobic, anaerobic, and fastidious organism culture and gram stain.



ESwab Bacterial Culture Kit

Rapid Strep & Throat Culture – Use BBL Culture Swab EZII Double Swab system.

One swab is used for Rapid Strep testing and the second for the reflex culture if Rapid Strep test is negative.



Photo Swab Guide

[Mycobacterial Culture \(AFB\)](#) – Collect tissue, sputum, or other body fluid into sterile leak proof specimen container. Send adequate sample. Swabs of site are unacceptable due to low yield of organisms.

Where to find the swabs and media:

What do you need?

Where do you find it?

Viral UTM (Universal Transport Media) Kit	<i>Demand Flow, if not call Central Supply at x72036</i>
CT/NG Vaginal/Endocervical Collection Kit	<i>Demand Flow, if not call Central Supply at x72036</i>
APTIMA Vaginal/Endocervical Collection Kit (for bloody specimens)	Seattle Lab (Call x72585) Bellevue Lab (Call x49166) South Lab (Call x58324)
BD Culture ESwab Collection System (White Cap)	<i>Demand Flow, if not call Central Supply at x72036</i>
BD Culture ESwab Mini-Tip Collection System (Green Cap)	<i>Demand Flow, if not call Central Supply at x72036</i>
BBL Culture Swab EZII	<i>Demand Flow, if not call Central Supply at x72036</i>
Sterile leak proof specimen container and syringe	<i>Demand Flow, if not call Central Supply at x72036</i>