







Molecular Specimen Collection Table 47.05.T01

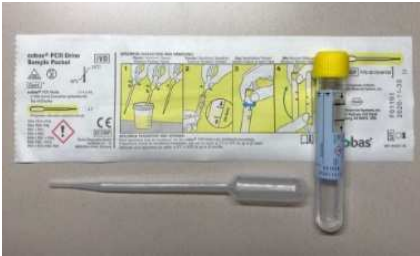


Test Code	Test / Specimen	Frequency	Stability	Container Needed	Comment
NBLD0417	<p>Group A Streptococcus by Nucleic Acid Detection</p> <p><u>Specimen:</u> Throat Swab</p> <p><u>Minimum Volume:</u> Single Swab in Liquid Stuart Medium</p> <p><u>Preferred Volume:</u> Double Swab in Liquid Stuart Medium</p>	<p>M-F: Runs at 0600 and 1430</p>	<p>Room Temperature (RT) for 24 hours</p>		
NBLD0234	<p>Rapid Strep Group A Screen, Reflex to Confirmation</p> <p><u>Specimen:</u> Throat Swab</p> <p><u>Minimum Volume:</u> Double Swab in Liquid Stuart Medium</p> <p><u>Preferred Volume:</u> Double Swab in Liquid Stuart Medium</p>	<p>Sa-Su: Runs at 0600 and 1300</p>	<p>2-8°C for 7 days (Preferred)</p>	<p>Dual Swab in Liquid Stuart Medium Lawson No. 6117712</p>	
NBLD5000	<p>Group B Strep NAD, No Penicillin Allergy</p> <p><u>Specimen:</u> Vaginal/Rectal Swab</p> <p><u>Minimum Volume:</u> Double Swab in Liquid Stuart Medium</p> <p><u>Preferred Volume:</u> Double Swab in Liquid Stuart Medium</p>	<p><u>Routine method:</u> <u>Inoculated in LIM</u> Su-Th: 0600-1700 <u>Tested</u> M-F: 0800-1700</p>	<p>RT for 24 hours</p>		
NBLD5011	<p>Group B Strep NAD, Penicillin Allergy, Reflex to Susceptibility</p> <p><u>Specimen:</u> Vaginal/Rectal Swab</p> <p><u>Minimum Volume:</u> Double Swab in Liquid Stuart Medium</p> <p><u>Preferred Volume:</u> Double Swab in Liquid Stuart Medium</p>	<p><u>STAT (L&D only):</u> 24/7 as received Confirmation (routine method) performed on negatives</p>	<p>2-8°C for 6 days (Preferred)</p>		<p>Specimen must be dedicated to molecular testing.</p>


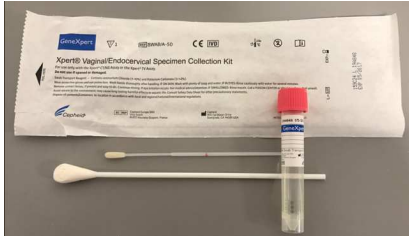

Test Code	Test / Specimen	Frequency	Stability	Container Needed	Comment
NBLD0394	<p>MRSA Nasal Screen, NAT</p> <p><u>Specimen</u>: Anterior Nares Swab</p> <p><u>Minimum Volume</u>: Single Swab in Liquid Stuart Medium</p> <p><u>Preferred Volume</u>: Double Swab in Liquid Stuart Medium</p>	24/7 as received	RT for 24 hours 2-8°C for 5 days (Preferred)	Dual Swab in Liquid Stuart Medium Lawson No. 6117712 	Specimen must be dedicated to molecular testing.
NBLD0494	<p>Staph aureus/MRSA NAT, Superficial Wound</p> <p><u>Specimen</u>: Swab of Wound</p> <p><u>Minimum Volume</u>: Single Swab in Liquid Stuart Medium</p> <p><u>Preferred Volume</u>: Double Swab in Liquid Stuart Medium</p>				
NBLD0274	<p>B pertussis/parapertussis Nucleic Acid Detection</p> <p><u>Specimen</u>: Nasopharyngeal Eswab</p> <p><u>Minimum Volume</u>: Swab Sample in 1 mL Liquid Amies Medium</p> <p><u>Preferred Volume</u>: Swab Sample in 1 mL Liquid Amies Medium</p>	M-F: Runs at 0600, 0900, 1200, 1500 Sa-Su: Runs at 0600, 0900, 1200	2-8°C for 24 hours ≤ -20°C for 7 days (preferred)	ESwab in Liquid Amies Lawson No. 6243783 	
NBLD0564	<p>Clostridium difficile by NAAT (PCR/LAMP)</p> <p><u>Specimen</u>: Unformed Stool</p> <p><u>Minimum Volume</u>: 25 µL Stool</p> <p><u>Preferred Volume</u>: 50 µL Stool</p>	<p><u>Inpatient Method</u>: Daily 0800-2200 as received</p> <p><u>Routine Method</u>: Daily at 1200</p>	<p><u>Inpatient Method</u>: RT for 24 hours (Preferred) 2-8°C for 5 days</p> <p><u>Routine Method</u>: RT for 48 hours (Preferred)</p>	Stool in clean preservative-free container	Stool must be liquid. Requests for repeat testing within 7 days will be rejected.

Test Code	Test / Specimen	Frequency	Stability	Container Needed	Comment
NBLD0375	<p>Influenza A and B and RSV Nucleic Acid Detection</p> <p><u>Specimen:</u> Nasopharyngeal Flocked Swab</p> <p><u>Minimum Volume:</u> Swab Sample in 3 mL UTM</p> <p><u>Preferred Volume:</u> swab sample in 3 mL UTM</p>				
NBLD0381	<p>Influenza A/B Nucleic Acid Detection</p> <p><u>Specimen:</u> Nasopharyngeal Flocked Swab</p> <p><u>Minimum Volume:</u> Swab Sample in 3 mL UTM</p> <p><u>Preferred Volume:</u> Swab Sample in 3 mL UTM</p>	24/7 as received	2-8°C for 7 days (preferred)	<p>Flocked Swab in Universal Transport Medium (UTM) Lawson No. 6260951</p>	<p>Molecular respiratory testing may be added on to Flu or RSV NAD testing. It is very important that contamination (from technologist normal flora or respiratory infection, and cross-contamination) be avoided. Please see procedure for details.</p>
NBLD0519	<p>RSV by Nucleic Acid Detection</p> <p><u>Specimen:</u> Nasopharyngeal Flocked Swab</p> <p><u>Minimum Volume:</u> Swab Sample in 3 mL UTM</p> <p><u>Preferred Volume:</u> Swab Sample in 3 mL UTM</p>				
NBLD0481	<p>Comprehensive Respiratory Pathogen Panel, NAD</p> <p><u>Specimen:</u> Nasopharyngeal Flocked Swab</p> <p><u>Minimum Volume:</u> Swab Sample in 3 mL UTM</p> <p><u>Preferred Volume:</u> Swab Sample in 3 mL UTM</p>	<p>M-F: 0600-1500 as received</p> <p>Sa-Su: 0600-1300 as received</p>	2-8°C for 72 hours (Preferred)		

Test Code	Test / Specimen	Frequency	Stability	Container Needed	Comment
NBLD0132	<p>Herpes Simplex Virus Nucleic Acid Detection, Non-CSF</p> <p><u>Routine Specimen:</u> Swab of Lesion (Genital, Dermal, Oral or Throat)</p> <p><u>Neonatal (≤2 months) Specimen:</u> Swab of Lesion/Site (Genital, Dermal, Oral, Throat, Respiratory, Ocular, Perianal)</p> <p><u>Minimum Volume:</u> Swab Sample in 3 mL UTM</p> <p><u>Preferred Volume:</u> Swab Sample in 3 mL UTM</p>	<p><u>Routine:</u> M-F: Runs at 0600, 0900, 1200, 1500</p>	2-8°C for 7 days (Preferred)	Flocked swab in Universal Transport Medium (UTM) Lawson No. 6260951	
NBLD0360	<p>HSV and VZV Nucleic Acid Detection, Non-CSF</p> <p><u>Specimen:</u> Swab of Lesion</p> <p><u>Minimum Volume:</u> Swab Sample in 3 mL UTM</p> <p><u>Preferred Volume:</u> Swab Sample in 3 mL UTM</p>	<p><u>Neonatal:</u> M-F: 0500-1500 as received Sa-Su: 0600-1300 as received</p>			Specimen must be dedicated to molecular testing.
NBLD0361	<p>Varicella Zoster Virus Nucleic Acid Detection, Non-CSF</p> <p><u>Specimen:</u> Swab of Lesion</p> <p><u>Minimum Volume:</u> Swab Sample in 3 mL UTM</p> <p><u>Preferred Volume:</u> Swab Sample in 3 mL UTM</p>		RT for 24 hours 2-8°C for 7 days (Preferred)		

Test Code	Test / Specimen	Frequency	Stability	Container Needed	Comment
NBLD0574	<p>Herpes Simplex Virus Nucleic Acid Detection, CSF</p> <p><u>Specimen:</u> Cerebral Spinal Fluid (CSF)</p> <p><u>Minimum Volume:</u> 50 µL CSF <u>Preferred Volume:</u> 400 µL CSF</p>	<p>M-F: 0500-1500 as received</p> <p>Sa-Su: 0600-1300 as received</p>	2-8°C for 7 days (Preferred)	<p>CSF dedicated tube</p> 	<p>It is very important that contamination (from technologist normal flora or cold sore, and cross-contamination) be avoided. Tube 4 is dedicated to molecular. Please see procedure for details.</p>
NBLD5038	<p>Enterovirus Nucleic Acid Detection, CSF</p> <p><u>Specimen:</u> Unspun CSF</p> <p><u>Minimum Volume:</u> 150 µL CSF <u>Preferred Volume:</u> 400 µL CSF</p>	24/7 as received	<p>2-8°C for 72 hours (Preferred)</p> <p>≤ -20°C for >72 hours</p>		
NBLD0536	<p>Meningitis/Encephalitis Panel, NAD</p> <p><u>Specimen:</u> Unspun CSF</p> <p><u>Minimum Volume:</u> 100 µL CSF <u>Preferred Volume:</u> 400 µL CSF</p>	<p>M-F: 0500-1500 as received</p> <p>Sa-Su: 0600-1300 as received</p>	<p>RT for 24 hours</p> <p>2-8°C for 7 days (Preferred)</p>		
BLOD0379	<p>Factor V Leiden Mutation</p> <p><u>Specimen:</u> EDTA Whole Blood</p> <p><u>Minimum Volume:</u> 50 µL Whole Blood <u>Preferred Volume:</u> 120 µL Whole Blood</p>	<p>M-F: 0830-1500 as received</p>	<p>RT for 24 hours</p> <p>2-8°C for 15 days (preferred)</p> <p>Frozen for 3 months</p>	<p>EDTA Whole Blood</p>	<p>Blood must NOT have been aliquoted or pierced with instrumentation probes - these will be rejected.</p>
BLOD0364	<p>PT G20210A Gene Mutation</p> <p><u>Specimen:</u> EDTA Whole Blood</p> <p><u>Minimum Volume:</u> 50 µL Whole Blood <u>Preferred Volume:</u> 120 µL Whole Blood</p>				

<p>NBLD0267</p>	<p>Chlamydia and Neisseria gonorrhoeae Nucleic Acid Detection</p> <p><u>Specimen:</u> First Catch Urine, Vaginal Swab or Cervical Swab</p> <p><u>Minimum Volume:</u> PreservCyt: 1.0 mL Cervical Specimen Urine: Properly filled Cobas Collection Kit</p> <p>Vaginal/Cervical Swab: Properly filled/collected Collection Kit</p> <p><u>Preferred Volume:</u> PreservCyt: 6.0 mL Cervical Specimen Urine: Properly filled Cobas Collection Kit</p> <p>Vaginal/Cervical Swab: Properly filled/collected Collection Kit</p>	<p><u>Urine, Vaginal Swab, Cervical Swab:</u> M-F: Run at 0500 Sa: Run at 0600</p> <p><u>PreservCyt:</u> Wed: Run at 0600</p>	<p><u>Unprocessed Urine:</u> RT for 24 hours (Preferred) 2-8°C for 24 hours</p> <p><u>Processed Urine, Swab, and PreservCyt:</u> RT for 12 months (Preferred) 2-8°C for 12 months</p> <p><u>Prequoted PreservCyt:</u> RT for 4 weeks (Preferred) 2-8°C for 4 weeks</p>	<p>Urine: Cobas Urine Collection Kit (Male and Female) Lawson No. 6246093</p>  <p>Vaginal and Endocervical Swab: Cobas Female Swab Collection Kit Lawson No. 6292565</p> 	<p>When specimens arrive in PreservCyt and also have a PAP order, a prequot must be taken prior to processing on the ThinPrep Processor.</p> <p>Specimens that appear bloody or dark brown in color will be rejected.</p>
<p>NBLD0294</p>	<p>Chlamydia trachomatis Nucleic Acid Detection</p> <p><u>Specimen:</u> Urine, Vaginal Swab or Cervical Swab</p> <p><u>Minimum Volume:</u> See above <u>Preferred Volume:</u> See above</p>			<p>Cervical Specimen in PreservCyt (Thin Prep) Lawson No. 6185408</p> 	
<p>NBLD0295</p>	<p>Neisseria gonorrhoeae Nucleic Acid Detection</p> <p><u>Specimen:</u> Urine, Vaginal Swab or Cervical Swab</p> <p><u>Minimum Volume:</u> See above <u>Preferred Volume:</u> See above</p>				

Test Code	Test / Specimen	Frequency	Stability	Container Needed	Comment
NBLD0545	<p>Trichomonas vaginalis by Nucleic Acid Detection</p> <p><u>Specimen:</u> Urine (Male and Female), Vaginal Swab, or Cervical Swab</p> <p><u>Minimum Volume:</u> Properly filled Xpert Media tube (7.0 mL Urine or Swab)</p> <p><u>Preferred Volume:</u> Properly filled Xpert Media tube (7.0 mL Urine or Swab) or 20 mL Unprocessed Urine</p>	<p>M-F: 0830-1500 as received</p> <p>Sa-Su: 0600-1300 as received</p>	<p><u>Unprocessed urine:</u> RT for 4 hours 2-8°C for 4 days (Preferred)</p> <p><u>Urine in media:</u> RT for 14 hours 2-8°C for 28 days (Preferred)</p> <p><u>Swab in media:</u> RT for 60 days 2-8°C for 60 days (Preferred)</p>	<p>Urine: Xpert Urine Collection Kit (male and female) Lawson No. 6272691</p>  <p>Vaginal or Endocervical Swab: Xpert Swab Collection Kit Lawson No. 6303032</p> 	<p>Does not replace wet prep; indicated when wet prep is negative for Trichomonas in patients with clinical suspicion of TV infection.</p>
NBLD0474	<p>HPV Nucleic Acid Detection with 16 and 18 Genotyping</p> <p><u>Specimen:</u> Endocervical/Cervical Specimen</p> <p><u>Minimum Volume:</u> 1 mL Cervical Specimen</p> <p><u>Preferred Volume:</u> 6 mL Cervical Specimen</p>	<p>Su: Run at 0600 M-F: Run at 0500</p>	<p>RT for 6 months (Preferred)</p> <p>2-8°C for 6 months</p>	<p>Cervical Specimen in PreservCyt (ThinPrep) Lawson No. 6185408</p> 	<p>Specimens that appear bloody or dark brown in color will be rejected.</p>